

Alpa

o/c

BLUE BLENDS (INDIA) LIMITED

CIN : L17120MH1981PLC023900

JBF House, 2nd Floor,
Old Post Office Lane,
Kalbadevi Road,
Mumbai - 400 002. (India)

BBIL/16982

13th August, 2014

To,
The Manager
DCS-Department of Corporate Services
The Bombay Stock Exchange Ltd.
25th Floor, Phiroz Jejeebhoy Towers,
Dalal Street, Fort,
Mumbai - 400 001.

Dear Sir/Madam,

Scrip Code : 502761


Sub: Outcome of Board Meeting and Submission of Un-audited Financial Results Under Clause 41 of the Listing Agreement.

At the Board Meeting held today, the Un-audited Financial Results for the quarter ended 30th June, 2014 along with Limited Review report thereon pursuant to Clause 41 of the Listing Agreement was taken on record. Copy of the same is enclosed.

Kindly take the same on your records and acknowledge the receipt.

Thanking you,

Yours faithfully,
For BLUE BLENDS (INDIA) LIMITED



ANAND ARYA
CHAIRMAN & MANAGING DIRECTOR
DIN : 00084995

Encl : As above

C.C. to : The Delhi Stock Exchange Ltd.

BLUE BLENDS (INDIA) LIMITED

Regd. Office : JBF House, 2nd Floor, Old Post Office Lane, Kalbadevi Road, Mumbai 400002

UNAUDITED FINANCIAL RESULTS FOR THE QUARTER ENDED ON 30th JUNE, 2014

Part I		(Rs. in Lakhs)				
		Sr. No.	Particulars	Quarter Ended		Year Ended
				Unaudited 30.06.2014	Audited 31.03.2014	Unaudited 30.06.2013
1	Income from operations					
	a) Net sales/ Income from operations(Net of excise duty)	4,010.20	5,329.62	3,844.15	17,331.05	
	b) Other operating income	47.14	52.37	59.61	224.71	
	Total Income from Operation (net)	4,057.34	5,381.99	3,903.76	17,555.76	
2	Expenditure:					
	a) Cost of materials consumed	2,334.56	2,769.94	2,432.54	10,165.35	
	b) Purchase of stock in trade	0.16	241.50	-	244.59	
	c) Changes in inventories of finish goods, work in progress, stock in trade	(96.92)	(374.12)	(31.34)	(520.58)	
	d) Employee benefits expense	116.33	130.50	116.27	526.13	
	e) Depreciation and amortisation expenses	111.15	107.21	109.28	434.81	
	f) Labour/ JobCharges	544.32	1,070.45	439.12	2,715.69	
	g) Other expenses	709.32	916.51	638.79	2,616.66	
	Total Expenses	3,718.92	4,861.99	3,704.66	16,182.65	
3	Profit/(Loss) from operations before other Income,finance costs and exceptional items (1-2)	338.42	520.00	199.10	1,373.11	
4	Other Income	3.40	4.08	1.64	0.52	
5	Profit/(Loss) from ordinary activities before finance costs and exceptional items (3+4)	341.82	524.08	200.74	1,373.63	
6	Finance costs	192.87	518.20	55.60	929.72	
7	Profit/(Loss) from ordinary activities after finance costs but before exceptional items (5-6)	148.95	5.88	145.14	443.91	
8	Exceptional Items	-	19.39	56.46	161.83	
9	Profit(+)/Loss(-) from ordinary activities before Tax (7+8)	148.95	25.27	201.60	605.74	
10	Tax expenses					
	i Current Tax	-	123.32	-	123.32	
	ii Deferred Tax Assets	-	(350.00)	-	(350.00)	
11	Net Profit/(Loss) from ordinary activities after Tax (9-10)	148.95	251.95	201.60	832.42	
12	Extraordinary items(net of tax expenses)	-	-	-	-	
13	Net Profit/(Loss) for the period (11-12)	148.95	251.95	201.60	832.42	
14	Share of Profit/ (loss) of associates	-	-	-	-	
15	Minority interest	-	-	-	-	
16	Net Profit/(Loss) after taxes, minority interest and share of profit(loss) of associates (13+14+15)	148.95	251.95	201.60	832.42	
17	Paid Up Equity Share Capital (Face Value of Rs. 10/-)	1,940.90	1,940.90	1,817.40	1,940.90	
18	Reserves excluding Revaluation Reserves as per balance sheet of previous accounting year				540.18	
19-i	Earning Per Share (before Extraordinary items) (not annualised):					
	Basic & Diluted	0.77	1.20	0.80	3.46	
19-ii	Earning Per Share (after Extraordinary items) (not annualised):					
	Basic & Diluted	0.77	1.30	1.11	4.29	

PART II

A PARTICULARS OF SHAREHOLDING					
1	Public Shareholding				
	- Number of shares	5,786,467	5,786,467	4,551,467	5,786,467
	- Percentage of shareholding	29.81	29.81	25.04	29.81
2	Promoters and Promoter Group Shareholding				
	a) Pledged/Encumbered				
	- Number of Equity shares of Rs. 10/- each	10,900,000	6,900,000	2,388,204	6,900,000
	- Percentage of shares (as a % of the total shareholding of Promoter and Promoter group)	80.01	50.65	17.53	50.65
	- Percentage of shares (as a % of total share capital of the company)	56.16	35.55	13.14	35.55
	b) Non-encumbered				
	- Number of Equity shares of Rs. 10/- each	2,722,521	6,722,521	11,234,317	6,722,521
	- Percentage of shares (as a % of total shareholding of Promoter and Promoter group)	19.99	49.35	82.47	49.35
	- Percentage of shares (as a % of the total share capital of the company)	14.03	34.64	61.82	34.64
B Investor Complaints					
	Particulars	Quarter Ended June 30,2014			
	Pending at the beginning of the quarter	Nil			
	Received during the Quarter	Nil			
	Disposed off during the Quarter	Nil			
	Remaining unresolved at the end of the quarter	Nil			

Notes:

- 1 The above results were reviewed by the Audit committee and approved by the Board of Directors at its meeting held on 13th August, 2014 and the Statutory Auditors of the Company have carried out a 'Limited Review' of the same.
- 2 Company is operating in only one segment i.e. textiles, and hence separate segment reporting is not applicable.
- 3 There is no change in depreciation method or useful life of its plant & machineries of the company as per schedule-II of the Companies Act 2013.
- 4 Provision for taxation, if any, will be provided at the end of the financial year.
- 5 Previous year/period figures have been regrouped/reclassified wherever necessary.

Place : **Mumbai**Dated: **13th August, 2014**for **Blue Blends (India) Limited**

Chairman & Managing Director

P.C. SURANA & CO.

CHARTERED ACCOUNTANTS

P.C. SURANA
B.Com., LL.B., F.C.A.

SUNIL BOHRA
B.Com. (Hons.), F.C.A.

205-6, STANDARD HOUSE
83, MAHARSHI KARVE ROAD
MARINE LINES
MUMBAI - 400002
TEL : 6634 6856
TELEFAX : 6634 6857
Email: pcs_co@rediffmail.com


Review Report to Blue Blends (India) Limited


We have reviewed the accompanying statement of Un-audited Financial Results of Blue Blends (India) Limited for the period ended 30th June, 2014 except for the disclosures regarding 'Public Shareholding' and 'Promoter and Promoter Group Shareholding' which have been traced from disclosures made by the management and have not been audited by us. This statement is the responsibility of the Company's Management and has been approved by the Board of Directors / Committee of Board of Directors. Our responsibility is to issue a report on these financial statements based on our review.

We conducted our review in accordance with the Standard on Review Engagement (SRE) 2400, Engagements to Review Financial Statements issued by the Institute of Chartered Accountants of India. This standard requires that we plan and perform the review to obtain moderate assurance as to whether the financial statements are free of material misstatement. A review is limited primarily to inquiries of company personnel and analytical procedures applied to financial data and thus provides less assurance than an audit. We have not performed an audit and accordingly, we do not express an audit opinion.

Based on our review conducted as above, nothing has come to our attention that causes us to believe that the accompanying statement of unaudited financial results prepared in accordance with applicable accounting standards and other recognised accounting practices and polices has not disclosed the information required to be disclosed in term of Clause 41 of the Listing Agreement including the manner in which it is to be disclosed, or that it contains any material misstatement.

For P.C. Surana & Co.
Chartered Accountants
Registration No. 110631W




P.C. Surana
Partner
M.No.17136

Place : Mumbai
Dated: 13th August, 2014