



| Statement Showing Shareholding Pattern | | | | | | |
|----------------------------------------|--------------------------------------------------------------|-----------------------------|------------------------|----------------------------------------------|--------------------------------------------------------------|----------------------------|
| Name of the Company : | | BLUE BLENDS (INDIA) LIMITED | | | | |
| Scrip Code : | | 502761 | | Quarter Ended : | 31.03.2008 | |
| Category code | Category of Shareholder | Number of Shareholders | Total number of shares | Number of shares held in dematerialized form | Total shareholding as a percentage of total number of shares | |
| | | | | | As a percentage of(A+B) ¹ | As a percentage of (A+B+C) |
| (A) | Shareholding of Promoter and Promoter Group ² | | | | | |
| 1 | Indian | | | | | |
| (a) | Individuals/ Hindu Undivided Family | 2 | 1678725 | 0 | 9.24 | 9.24 |
| (b) | Central Government/ State Government(s) | 0 | 0 | 0 | 0.00 | 0.00 |
| (c) | Bodies Corporate | 7 | 5552995 | 0 | 30.55 | 30.55 |
| (d) | Financial Institutions/ Banks | 0 | 0 | 0 | 0.00 | 0.00 |
| (e) | Any Others(Specify) | 0 | 0 | 0 | 0.00 | 0.00 |
| (e-i) | | 0 | 0 | 0 | 0.00 | 0.00 |
| (e-ii) | | 0 | 0 | 0 | 0.00 | 0.00 |
| | Sub Total(A)(1) | 9 | 7231720 | 0 | 39.79 | 39.79 |
| 2 | Foreign | | | | | |
| a | Individuals (Non-Residents Individuals/ Foreign Individuals) | 0 | 0 | 0 | 0.00 | 0.00 |
| b | Bodies Corporate | 0 | 0 | 0 | 0.00 | 0.00 |
| c | Institutions | 0 | 0 | 0 | 0.00 | 0.00 |
| d | Any Others(Specify) | 0 | 0 | 0 | 0.00 | 0.00 |
| d-i | | 0 | 0 | 0 | 0.00 | 0.00 |
| d-ii | | 0 | 0 | 0 | 0.00 | 0.00 |



| | | | | | | |
|------------|---------------------------------------------------------------------------------------|-----------|----------------|----------|--------------|--------------|
| | | | | | | |
| | Sub Total(A)(2) | 0 | 0 | 0 | 0.00 | 0.00 |
| | Total Shareholding of Promoter and Promoter Group (A)= (A)(1)+(A)(2) | 9 | 7231720 | 0 | 39.79 | 39.79 |
| (B) | Public shareholding | | | | | |
| 1 | Institutions | | | | | |
| (a) | Mutual Funds/ UTI | 3 | 30799 | 0 | 0.17 | 0.17 |
| (b) | Financial Institutions / Banks | 13 | 7008183 | 0 | 38.56 | 38.56 |
| (c) | Central Government/ State Government(s) | 0 | 0 | 0 | 0.00 | 0.00 |
| (d) | Venture Capital Funds | 0 | 0 | 0 | 0.00 | 0.00 |
| (e) | Insurance Companies | 2 | 328562 | 0 | 1.81 | 1.81 |
| (f) | Foreign Institutional Investors | 0 | 0 | 0 | 0.00 | 0.00 |
| (g) | Foreign Venture Capital Investors | 0 | 0 | 0 | 0.00 | 0.00 |
| (h) | Any Other (specify) | 0 | 0 | 0 | 0.00 | 0.00 |
| (h-i) | | | | | 0.00 | 0.00 |
| (h-ii) | | | | | 0.00 | 0.00 |
| | Sub-Total (B)(1) | 18 | 7367544 | 0 | 40.54 | 40.54 |
| B 2 | Non-institutions | | | | | |
| (a) | Bodies Corporate | 79 | 662516 | 0 | 3.65 | 3.65 |
| (b) | Individuals | | | | | |
| I | Individuals -i. Individual shareholders holding nominal share capital up to Rs 1 lakh | 18440 | 2794815 | 0 | 15.38 | 15.38 |
| II | ii. Individual shareholders holding nominal share capital in excess of Rs. 1 lakh. | 5 | 104168 | 0 | 0.57 | 0.57 |
| (c) | Any Other (specify) NRI | 13 | 13225 | 0 | 0.07 | 0.07 |
| (c-i) | | | | | 0.00 | 0.00 |


| | | | | | | |
|--------|-------------------------------------------------------------------------------------|--------------|-----------------|----------|--------------|--------------|
| (c-ii) | | | | | 0.00 | 0.00 |
| | | | | | | |
| | Sub-Total (B)(2) | 18537 | 3574724 | 0 | 19.67 | 19.67 |
| (B) | Total Public Shareholding (B)= (B)(1)+(B)(2) | 18555 | 10942268 | 0 | 60.21 | 60.21 |
| | TOTAL (A)+(B) | 18564 | 18173988 | 0 | 100 | 100 |
| (C) | Shares held by Custodians and against which Depository Receipts have been issued | 0 | 0 | 0 | 0.00 | 0.00 |
| | GRAND TOTAL (A)+(B)+(C) | 18564 | 18173988 | 0 | | 100 |



| Sr.No | Notes |
|-------|-----------------------------------------------------------------------------------------------------------------------------------------|
| 1 | The Promoters' shareholding includes an aggregate of 3129791 shares, which are pledged and transferred to Banks as collateral security. |
| 2 | |
| 3 | |
| 4 | |
| 5 | |
| 6 | |
| 7 | |
| 8 | |
| 9 | |


(l)(b) Statement showing Shareholding of persons belonging to the category
"Promoter and Promoter Group"

| Sr. No. | Name of the shareholder | Number of shares | Shares as a percentage of total number of shares (i.e., Grand Total (A)+(B)+(C) indicated in Statement at para (l)(a) above) |
|--------------|-------------------------------------|------------------|------------------------------------------------------------------------------------------------------------------------------|
| 1 | Bindal Synthetics Private Limited | 2014471 | 11.08 |
| 2 | Blue Blends Leasing Private Limited | 1423951 | 7.84 |
| 3 | Blue Blends Petrochemicals Limited | 430273 | 2.37 |
| 4 | Cressida Traders Private Limited | 400600 | 2.20 |
| 5 | Premier Equity Limited | 213700 | 1.18 |
| 6 | Premier Synthetics Limited | 470000 | 2.59 |
| 7 | Blue Blends Finance Ltd. | 600000 | 3.30 |
| 8 | Anand Kumar Arya | 571835 | 3.15 |
| 9 | Indu Arya | 1106890 | 6.09 |
| 10 | | | 0.00 |
| 11 | | | 0.00 |
| | | | |
| | | | |
| | | | |
| TOTAL | | 7231720 | 39.79 |



**(l)(c) Statement showing Shareholding of persons belonging to the category
"Public" and holding more than 1% of the total number of shares**

| Sr. No. | Name of the shareholder | Number of shares | Shares as a percentage of total number of shares {i.e., Grand Total (A)+(B)+(C) indicated in Statement at para (l)(a) above} |
|--------------|-------------------------------------|------------------|------------------------------------------------------------------------------------------------------------------------------|
| 1 | Stressed Assets Stabilization Fund | 4000000 | 22.01 |
| 2 | IFCI Limited | 3000000 | 16.51 |
| 3 | Life Insurance Corporation of India | 304362 | 1.67 |
| 4 | Poise Securities Private Limited | 504800 | 2.78 |
| 5 | | | 0.00 |
| 6 | | | 0.00 |
| 7 | | | 0.00 |
| 8 | | | 0.00 |
| 9 | | | 0.00 |
| 10 | | | 0.00 |
| | | | |
| | | | |
| | | | |
| TOTAL | | 7809162 | 42.97 |




(l)(d) Statement showing details of locked-in shares

| Sr. No. | Name of the shareholder | Category of Shareholders (Promoters/Public) | Number of locked-in shares | Locked-in shares as a percentage of total number of shares [i.e., Grand Total (A)+(B)+(C) indicated in Statement at para (l)(a) above] |
|--------------|-------------------------|---------------------------------------------|----------------------------|----------------------------------------------------------------------------------------------------------------------------------------|
| 1 | NIL | | | 0.00 |
| 2 | | | | 0.00 |
| 3 | | | | 0.00 |
| 4 | | | | 0.00 |
| 5 | | | | 0.00 |
| 6 | | | | 0.00 |
| 7 | | | | 0.00 |
| 8 | | | | 0.00 |
| 9 | | | | 0.00 |
| | | | | |
| | | | | |
| TOTAL | | | 0 | 0.00 |

(II)(a) Statement showing details of Depository Receipts (DRs)

| Sr. No. | Type of outstanding DR (ADRs, GDRs, SDRs, etc.) | Number of outstanding DRs | Number of shares underlying outstanding DRs | Shares underlying outstanding DRs as a percentage of total number of shares (i.e., Grand Total (A)+(B)+(C) indicated in Statement at para (I)(a) above) |
|--------------|----------------------------------------------------|------------------------------|------------------------------------------------|------------------------------------------------------------------------------------------------------------------------------------------------------------------|
| 1 | NIL | | | 0.00 |
| 2 | | | | 0.00 |
| 3 | | | | 0.00 |
| 4 | | | | 0.00 |
| 5 | | | | 0.00 |
| 6 | | | | 0.00 |
| 7 | | | | 0.00 |
| 8 | | | | 0.00 |
| 9 | | | | 0.00 |
| | | | | |
| | | | | |
| TOTAL | | 0 | 0 | 0.00 |



(II)(b) Statement showing Holding of Depository Receipts (DRs), where underlying shares are in excess of 1% of the total number of shares

| Sr. No. | Name of the DR Holder | Type of outstanding DR (ADRs, GDRs, SDRs, etc.) | Number of shares underlying outstanding DRs | Shares underlying outstanding DRs as a percentage of total number of shares {i.e., Grand Total (A)+(B)+(C) indicated in Statement at para (I)(a) above} |
|--------------|-----------------------|-------------------------------------------------|---------------------------------------------|---------------------------------------------------------------------------------------------------------------------------------------------------------|
| 1 | NIL | | | 0.00 |
| 2 | | | | 0.00 |
| 3 | | | | 0.00 |
| 4 | | | | 0.00 |
| 5 | | | | 0.00 |
| 6 | | | | 0.00 |
| 7 | | | | 0.00 |
| 8 | | | | 0.00 |
| 9 | | | | 0.00 |
| | | | | 0.00 |
| TOTAL | | | 0 | 0.00 |