



**(1) (a) Statement Showing Shareholding Pattern**

<b>Name of the Company :</b>	<b>BLUE BLENDS (INDIA) LTD.</b>		
<b>Scrip Code :</b>	<b>502761</b>		
<b>Quarter Ended :</b>	<b>30.06.2011</b>		
<b>Partly paid-up Shares</b>			
	<b>No. of Partly paid-up Shares</b>	<b>As a % of total No. of Partly paid-up Shares</b>	<b>As a % of Total no. of Shares of the Company</b>
Held by Promoters/ Promoters Group	0	0	0
Held by Public	0	0	0
Total	0	0	0
<b>Outstanding Convertible Securities</b>			
	<b>No. of Outstanding Securities</b>	<b>As a % of total no. of O/S Convertible Securities</b>	<b>As a % of Total no. of shares of the Company, assuming full conversion of the convertible securities</b>
Held by Promoters / Promoters Group	0	0	0
Held by Public	0	0	0
Total	0	0	0
<b>Warrants:-</b>			
	<b>No. of Warrants</b>	<b>As a % of Total no. of Warrants</b>	<b>As a % of Total no. of Shares of the Company, assuming full conversion of Warrants</b>
Held by Promoters/ Promoters Group	0	0	0
Held by Public	0	0	0
Total	0	0	0
<b>Total paid-up Capital of the Company, assuming full conversion of warrants &amp; Convertible Securities</b>	0	0	0

<b>"(1)(a)Statement Showing Shareholding Pattern"</b>								
<b>Name of the Company :</b>		<b>BLUE BLENDS (INDIA) LIMITED</b>						
<b>Scrip Code :</b>		<b>502761</b>			<b>Quarter Ended :</b>		<b>30.06.2011</b>	
Category code	Category of Shareholder	Number of Shareholders	Total number of shares	Number of shares held in dematerialized form	Total shareholding as a percentage of total number of shares		Shares pledged or otherwise encumbered	
					As a percentage of(A+B) <sup>1</sup>	As a percentage of (A+B+C)	Number of shares	As a percentage
(I)	(II)	(III)	(IV)	(V)	(VI)	(VII)	(VIII)	(IX)=(VIII)/(IV)*100
<b>(A)</b>	<b>Shareholding of Promoter and Promoter Group<sup>2</sup></b>							
<b>1</b>	<b>Indian</b>							
(a)	Individuals/ Hindu Undivided Family	2	2578725	0	14.19	14.19	93125	3.61
(b)	Central Government/ State Government(s)	0	0	0	0.00	0.00	0	0.00
(c)	Bodies Corporate	7	2695679	0	14.83	14.83	2345079	86.99
(d)	Financial Institutions/ Banks	0	0	0	0.00	0.00	0	0.00
(e)	Any Others(Specify)	0	0	0	0.00	0.00	0	0.00
	<b>Sub Total(A)(1)</b>	<b>9</b>	<b>5274404</b>	<b>0</b>	<b>29.02</b>	<b>29.02</b>	<b>2438204</b>	<b>46.23</b>



<b>2</b>	<b>Foreign</b>							
a	Individuals (Non-Residents Individuals/ Foreign Individuals)	0	0	0	0.00	0.00		
b	Bodies Corporate	0	0	0	0.00	0.00		
c	Institutions	0	0	0	0.00	0.00		
d	Any Others(Specify)	0	0	0	0.00	0.00		
	<b>Sub Total(A)(2)</b>	<b>0</b>	<b>0</b>	<b>0</b>	<b>0.00</b>	<b>0.00</b>		
	<b>Total Shareholding of Promoter and Promoter Group (A)= (A)(1)+(A)(2)</b>	<b>9</b>	<b>5274404</b>	<b>0</b>	<b>29.02</b>	<b>29.02</b>		
<b>(B)</b>	<b>Public shareholding<sup>3</sup></b>						N.A	N.A
<b>1</b>	<b>Institutions</b>						N.A	N.A
(a)	Mutual Funds/ UTI	3	30799	0	0.17	0.17		
(b)	Financial Institutions / Banks	12	2865499	0	15.77	15.77		
(c)	Central Government/ State Government(s)	0	0	0	0.00	0.00		
(d)	Venture Capital Funds	0	0	0	0.00	0.00		
(e)	Insurance Companies	2	328562	0	1.81	1.81		
(f)	Foreign Institutional Investors	0	0	0	0.00	0.00		
(g)	Foreign Venture Capital Investors	0	0	0	0.00	0.00		
(h)	Any Other (specify)	0	0	0	0.00	0.00		
	<b>Sub-Total (B)(1)</b>	<b>17</b>	<b>3224860</b>	<b>0</b>	<b>17.74</b>	<b>17.74</b>		



<b>B 2</b>	<b>Non-institutions</b>						N.A	N.A
(a)	Bodies Corporate	86	5192030	0	28.57	28.57		
(b)	Individuals							
i	Individuals - i. Individual shareholders holding nominal share capital up to Rs 1 lakh	18360	2776767	0	15.28	15.28		
ii	Individual shareholders holding nominal share capital in excess of Rs. 1 lakh.	7	1692702	0	9.31	9.31		
(c)	Any Other (specify) NRI	13	13225	0	0.07	0.07		
	<b>Sub-Total (B)(2)</b>	<b>18466</b>	<b>9674724</b>	<b>0</b>	<b>53.23</b>	<b>53.23</b>		
	<b>Total Public Shareholding (B)= (B)(1)+(B)(2)</b>	<b>18483</b>	<b>12899584</b>	<b>0</b>	<b>70.98</b>	<b>70.98</b>	N.A	N.A
	<b>TOTAL (A)+(B)</b>	<b>18492</b>	<b>18173988</b>	<b>0</b>	<b>100.00</b>	<b>100.00</b>		
(C)	Shares held by Custodians and against which Depository Receipts have been issued	0	0	0	0.00	0.00	N.A	N.A
1)	Promoter and Promoter Group	0	0	0	0.00	0.00	N.A	N.A
2)	Public	0	0	0	0.00	0.00	N.A	N.A
	<b>GRAND TOTAL (A)+(B)+(C)</b>	<b>18492</b>	<b>18173988</b>	<b>0</b>	<b>100.00</b>	<b>100.00</b>	<b>2438204</b>	<b>13.42</b>




Sr.No	Notes
1	The Promoters' shareholding includes an aggregate of 2438204 shares, which are pledged and transferred to Banks as collateral security.
2	Total foreign shareholding is 13225 equity shares for the Quarter Ended 30th June, 2011
3	
4	
5	
6	
7	
8	
9	



(I)(b) Statement showing Shareholding of persons belonging to the category  
"Promoter and Promoter Group"


Sr. No.	Name of the shareholder	Total Shares held		Shares pledge or otherwise encumbered		
		Number of shares	As a % Grand Total (A)+(B)+(C)	Number	As a percentage	As a % of grand total (A)+(B)+(C) of sub-clause (I)(a)
(I)	(II)	(III)	(IV)	(V)	(VI)=(V)/(III)*100	(VII)
1	Bindal Synthetics Private Limited	1008588	5.55	1008588	100.00	5.55
2	Blue Blends Leasing Private Limited	442868	2.44	442868	100.00	2.44
3	Blue Blends Petrochemicals Limited	430273	2.37	430273	100.00	2.37
4	Cressida Traders Private Limited	400600	2.20	400000	99.85	2.20
5	Premier Equity Limited	13350	0.07	13350	100.00	0.07
6	Premier Synthetics Limited	200000	1.10	0	0.00	0.00
7	Blue Blends Finance Ltd.	200000	1.10	50000	25.00	0.28
8	Anand Kumar Arya	1471835	8.10	93125	16.28	0.51
9	Indu Arya	1106890	6.09	0	0.00	0.00
<b>TOTAL</b>		<b>5274404</b>	<b>29.02</b>	<b>2438204</b>	<b>46.23</b>	<b>13.42</b>



<b>(I)(c) Statement showing Shareholding of persons belonging to the category "Public" and holding more than 1% of the total number of shares</b>			
<b>Sr. No.</b>	<b>Name of the shareholder</b>	<b>Number of shares</b>	<b>Shares as a percentage of total number of shares {i.e., Grand Total (A)+(B)+(C) indicated in Statement at para (I)(a) above}</b>
1	Life Insurance Corporation of India	304362	1.67
2	Khushi Industries Ltd.	600000	3.30
3	Terry Towel Industries Ltd.	600000	3.30
4	Choosy Fashion Private Limited	600000	3.30
5	K.P. Enterprises	600000	3.30
6	Starwings Fashion Traders Pvt. Ltd.	600000	3.30
7	Oman International Bank	2952866	16.25
8	Poise Securities Private Limited	504800	2.78
9	Nareshkumar K Purohit	800000	4.40
10	Delight Financial Advisors Pvt. Ltd.	900000	4.95
11	Indravarun Trade Impex Pvt. Ltd.	600000	3.30
12	Rohitkumar H Purohit	800000	4.40
	<b>TOTAL</b>	<b>9862028</b>	<b>54.26</b>

(l)(d) Statement showing details of locked-in shares

Sr. No.	Name of the shareholder	Category of Shareholders (Promoters/Public)	Number of locked- in shares	Locked-in shares as a percentage of total number of shares {i.e., Grand Total (A)+(B)+(C) indicated in Statement at para (l)(a) above}
1	NIL			0.00
2				0.00
3				0.00
4				0.00
5				0.00
6				0.00
7				0.00
8				0.00
9				0.00
<b>TOTAL</b>			<b>0</b>	<b>0.00</b>





(II)(a) Statement showing details of Depository Receipts (DRs)

Sr. No.	Type of outstanding DR (ADRs, GDRs, SDRs, etc.)	Number of outstanding DRs	Number of shares underlying outstanding DRs	Shares underlying outstanding DRs as a percentage of total number of shares {i.e., Grand Total (A)+(B)+(C) indicated in Statement at para (I)(a) above}
1	NIL			0.00
2				0.00
3				0.00
4				0.00
5				0.00
6				0.00
7				0.00
8				0.00
9				0.00
<b>TOTAL</b>		<b>0</b>	<b>0</b>	<b>0.00</b>

(II)(b) Statement showing Holding of Depository Receipts (DRs), where underlying shares held by 'Promoter / Promoter group' are in excess of 1% of the total number of shares

Sr. No.	Name of the DR Holder Type of outstanding DR (ADRs, GDRs, SDRs, etc.)	Number of shares underlying outstanding DRs	Shares underlying outstanding DRs as a percentage of total number of shares {i.e., Grand Total (A)+(B)+(C) indicated in Statement at para (I)(a) above}
1	NIL		0.00
2			0.00
3			0.00
4			0.00
5			0.00
6			0.00
7			0.00
8			0.00
9			0.00
10			0.00
<b>TOTAL</b>		<b>0</b>	<b>0.00</b>

