

(1) (a) Statement showing Shareholding Pattern

Name of the Company : BLUE BLENDS (INDIA) LTD.

Scrip Code : 502761


Quarter Ended : 31.12.2011

Partly paid-up Shares	No. of Partly paid-up Shares	As a % of total No. of Partly paid-up Shares	As a % of Total no. of Shares of the Company
Held by Promoters/ Promoters Group	0	0	0
Held by Public	0	0	0
Total	0	0	0
Outstanding Convertible Securities	No. of Outstanding Securities	As a % of total no. of O/S Convertible Securities	As a % of Total no. of shares of the Company, assuming full conversion of the convertible securities
Held by Promoters / Promoters Group	0	0	0
Held by Public	0	0	0
Total	0	0	0
Warrants:-	No. of Warrants	As a % of Total no. of Warrants	As a % of Total no. of Shares of the Company, assuming full conversion of Warrants
Held by Promoters/ Promoters Group	0	0	0
Held by Public	0	0	0
Total	0	0	0
Total paid-up Capital of the Company, assuming full conversion of warrants & Convertible Securities	504439880		


(1)(a)Statement Showing Shareholding Pattern								
Name of the Company :		BLUE BLENDS (INDIA) LIMITED			Quarter Ended :		31.12.2011	
Scrip Code :		502761						
Category code	Category of Shareholder	Number of Shareholders	Total number of shares	Number of shares held in dematerialized form	Total shareholding as a percentage of total number of shares		Shares pledged or otherwise encumbered	
					As a percentage of(A+B) ¹	As a percentage of (A+B+C)	Number of shares	As a percentage
(I)	(II)	(III)	(IV)	(V)	(VI)	(VII)	(VIII)	(IX)=(V)/(IV)*100
(A)	Shareholding of Promoter and Promoter Group ²							
1	Indian							
(a)	Individuals/ Hindu Undivided Family	4	2631575	0	14.48	14.48	93125	3.54
(b)	Central Government/ State Government(s)	0	0	0	0.00	0.00	0	0.00
(c)	Bodies Corporate	7	2695679	0	14.83	14.83	2345079	86.99
(d)	Financial Institutions/ Banks	0	0	0	0.00	0.00	0	0.00
(e)	Any Others(Specify)	0	0	0	0.00	0.00	0	0.00
	Sub Total(A)(1)	11	5327254	0	29.31	29.31	2438204	45.77




2	Foreign							
a	Individuals (Non-Residents Individuals/ Foreign Individuals)	0	0	0	0.00	0.00		
b	Bodies Corporate	0	0	0	0.00	0.00		
c	Institutions	0	0	0	0.00	0.00		
d	Any Others(Specify)	0	0	0	0.00	0.00		
	Sub Total(A)(2)	0	0	0	0.00	0.00		
	Total Shareholding of Promoter and Promoter Group (A)= (A)(1)+(A)(2)	11	5327254	0	29.31	29.31		
(B)	Public shareholding³						N.A	N.A
1	Institutions						N.A	N.A
(a)	Mutual Funds/ UTI	3	30799	0	0.17	0.17		
(b)	Financial Institutions / Banks	15	2866214	0	15.77	15.77		
(c)	Central Government/ State Government(s)	0	0	0	0.00	0.00		
(d)	Venture Capital Funds	0	0	0	0.00	0.00		
(e)	Insurance Companies	2	328562	0	1.81	1.81		
(f)	Foreign Institutional Investors	0	0	0	0.00	0.00		
(g)	Foreign Venture Capital Investors	0	0	0	0.00	0.00		
(h)	Any Other (specify)	0	0	0	0.00	0.00		
	Sub-Total (B)(1)	20	3225575	0	17.75	17.75		



B 2	Non-institutions							N.A
(a)	Bodies Corporate	86	5192080	0	28.57	28.57		N.A
(b)	Individuals							
I	Individuals - i. Individual shareholders holding nominal share capital up to Rs 1 lakh	18347	2723152	0	14.98	14.98		
II	ii. Individual shareholders holding nominal share capital in excess of Rs. 1 lakh.	7	1692702	0	9.31	9.31		
(c)	Any Other (specify) NRI	13	13225	0	0.07	0.07		
	Sub-Total (B)(2)	18453	9621159	0	52.94	52.94		
	Total Public Shareholding (B)= (B)(1)+(B)(2)	18473	12846734	0	70.69	70.69		N.A
								N.A
	TOTAL (A)+(B)	18484	18173988	0	100.00	100.00		
(C)	Shares held by Custodians and against which Depository Receipts have been issued							
		0	0	0	0.00	0.00		N.A
1)	Promoter and Promoter Group	0	0	0	0.00	0.00		N.A
2)	Public	0	0	0	0.00	0.00		N.A
	GRAND TOTAL (A)+(B)+(C)	18484	18173988	0	100.00	100.00	2438204	13.42



Sr.No	Notes
1	The Promoters' shareholding includes an aggregate of 2438204 shares, which are pledged and transferred to Banks as collateral security.
2	Total foreign shareholding is 13225 equity shares for the Quarter Ended 31st December, 2011
3	
4	
5	
6	
7	
8	
9	



(I)(b) Statement showing holding of securities (including shares,warrants, convertible securities) of persons belonging to the category "Promoter and Promoter Group"

Sr.No.	Name of the Shareholder	Details of Shares held		Shares pledge or otherwise encumbered			Details of warrants		Details of Convertible Securities		Total Shares (Including underlying shares assuming full conversion of warrants and convertible securities) as a % of diluted share capital
		Number of shares held	As a % Grand Total (A)+(B)+(C)	Number	As a Percentage	As a % of grand total (A)+(B)+(C) of sub-clause(I)(a)	Number of Warrants held	As a % total number of warrants of the same class	Number of Convertible Securities held	As a % total number of Convertible Securities of the same class	
(I)	(II)	(III)	(IV)	(V)	(VI)=(V)/(III)*100	(VII)	(VIII)	(IX)	(X)	(XI)	(XII)
1	Bindal Synthetics Private Limited	1008588	5.55	1008588	100.00	5.55	0	0.00	0	0.00	5.55
2	Blue Blends Leasing Private Limited	442868	2.44	442868	100.00	2.44	0	0.00	0	0.00	2.44
3	Blue Blends Petrochemicals Limited	430273	2.37	430273	100.00	2.37	0	0.00	0	0.00	2.37
4	Cressida Traders Private Limited	400600	2.20	400000	99.85	2.20	0	0.00	0	0.00	2.20
5	Premier Equity Limited	13350	0.07	13350	100.00	0.07	0	0.00	0	0.00	0.07
6	Premier Synthetics Limited	200000	1.10	0	0.00	0.00	0	0.00	0	0.00	1.10
7	Blue Blends Finance Ltd.	200000	1.10	50000	25.00	0.28	0	0.00	0	0.00	1.10
8	Anand Kumar Arya	1471835	8.10	93125	16.28	0.51	0	0.00	0	0.00	8.10
9	Indu Arya	1106890	6.09	0	0.00	0.00	0	0.00	0	0.00	6.09
10	Neha Arya	40750	0.22	0	0.00	0.00	0	0.00	0	0.00	0.22
11	Niti Arya	12100	0.07	0	0.00	0.00	0	0.00	0	0.00	0.07
	TOTAL	5327254	29.31	2438204	45.77	13.42	0	0.00	0	0.00	29.31



(l)(c)(i) Statement showing holding of securities (including shares, warrants, convertible securities) of persons belonging to the category "Public" and holding more than 1% of the total number of shares

Sr.No.	Name of the Shareholder	Number of shares held	Shares as a percentage of total number of shares (i.e. Grand Total (A)+(B)+(C) indicated in Statement at para (l)(a) above)	Details of Warrants		Details of Convertible securities		Total shares (including underlying shares assuming full conversion of warrants and convertible securities) as a % of diluted share capital
				Number of Warrants held	As a % of total number of Warrants of the same class	Number of Convertible Securities held	% w.r.t. total number of convertible securities of the same class	
1	Life Insurance Corporation of India	304362	1.67	0	0.00	0	0.00	1.67
2	Khushi Industries Ltd.	600000	3.30	0	0.00	0	0.00	3.30
3	Terry Towel Industries Ltd.	600000	3.30	0	0.00	0	0.00	3.30
4	Choosy Fashion Private Limited	600000	3.30	0	0.00	0	0.00	3.30
5	K.P. Enterprises	600000	3.30	0	0.00	0	0.00	3.30
6	Starwings Fashion Traders Pvt. Ltd.	600000	3.30	0	0.00	0	0.00	3.30
7	Oman International Bank	2952866	16.25	0	0.00	0	0.00	16.25
8	Poise Securities Private Limited	504800	2.78	0	0.00	0	0.00	2.78
9	Nareshkumar K Purohit	800000	4.40	0	0.00	0	0.00	4.40
10	Delight Financial Advisors Pvt. Ltd.	900000	4.95	0	0.00	0	0.00	4.95
11	Indravarun Trade Impex Pvt. Ltd.	600000	3.30	0	0.00	0	0.00	3.30
12	Rohitkumar H Purohit	800000	4.40	0	0.00	0	0.00	4.40
	TOTAL	9862028	54.26	0	0.00	0	0.00	54.26

