

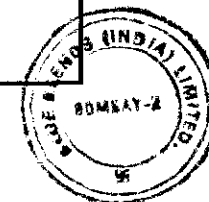
**(1) (a) Statement showing Shareholding Pattern**

**Name of the Company :** BLUE BLENDS (INDIA) LIMITED


**Scrip Code :** 502761

**Quarter Ended :** 30.06.2013

<b>Partly paid-up Shares</b>	<b>No. of Partly paid-up Shares</b>	<b>As a % of total No. of Partly paid-up Shares</b>	<b>As a % of Total no. of Shares of the Company</b>
Held by Promoters/ Promoters Group	0	0	0
Held by Public	0	0	0
<b>Total</b>	<b>0</b>	<b>0</b>	<b>0</b>
<b>Outstanding Convertible Securities</b>	<b>No. of Outstanding Securities</b>	<b>As a % of total no. of O/S Convertible Securities</b>	<b>As a % of Total no. of shares of the Company, assuming full conversion of the convertible securities</b>
Held by Promoters / Promoters Group	0	0	0
Held by Public	0	0	0
<b>Total</b>	<b>0</b>	<b>0</b>	<b>0</b>
<b>Warrants:-</b>	<b>No. of Warrants</b>	<b>As a % of Total no. of Warrants</b>	<b>As a % of Total no. of Shares of the Company, assuming full conversion of Warrants</b>
Held by Promoters/ Promoters Group	0	0	0
Held by Public	0	0	0
<b>Total</b>	<b>0</b>	<b>0</b>	<b>0</b>
<b>Total paid-up Capital of the Company, assuming full conversion of warrants &amp; Convertible Securities</b>	<b>18173988</b>		



<b>"(1)(a)Statement Showing Shareholding Pattern"</b>								
<b>Name of the Company :</b>		<b>BLUE BLENDS (INDIA) LIMITED</b>			<b>Quarter Ended :</b>		<b>30.06.2013</b>	
<b>Scrip Code :</b>		<b>502761</b>						
Category code	Category of Shareholder	Number of Shareholders	Total number of shares	Number of shares held in dematerialized form	Total shareholding as a percentage of total number of shares		Shares pledged or otherwise encumbered	
					As a percentage of(A+B) <sup>1</sup>	As a percentage of (A+B+C)	Number of shares	As a percentage
(I)	(II)	(III)	(IV)	(V)	(VI)	(VII)	(VIII)	(IX)=(VIII)/(IV)*100
<b>(A)</b>	<b>Shareholding of Promoter and Promoter Group<sup>2</sup></b>							
<b>1</b>	<b>Indian</b>							
(a)	Individuals/ Hindu Undivided Family	3	10256842	3065121	56.44	56.44	93125	0.91
(b)	Central Government/ State Government(s)	0	0	0	0.00	0.00	0	0.00
(c)	Bodies Corporate	6	3365679	1070000	18.52	18.52	2295079	68.19
(d)	Financial Institutions/ Banks	0	0	0	0.00	0.00	0	0.00
(e)	Any Others(Specify)	0	0	0	0.00	0.00	0	0.00
	<b>Sub Total(A)(1)</b>	<b>9</b>	<b>13622521</b>	<b>4135121</b>	<b>74.96</b>	<b>74.96</b>	<b>2388204</b>	<b>17.53</b>




<b>2</b>	<b>Foreign</b>							
a	Individuals (Non-Residents Individuals/ Foreign Individuals)	0	0	0	0.00	0.00		
b	Bodies Corporate	0	0	0	0.00	0.00		
c	Institutions	0	0	0	0.00	0.00		
d	Any Others(Specify)	0	0	0	0.00	0.00		
	<b>Sub Total(A)(2)</b>	<b>0</b>	<b>0</b>	<b>0</b>	<b>0.00</b>	<b>0.00</b>		
	<b>Total Shareholding of Promoter and Promoter Group (A)= (A)(1)+(A)(2)</b>	<b>9</b>	<b>13622521</b>	<b>4135121</b>	<b>74.96</b>	<b>74.96</b>		
<b>(B)</b>	<b>Public shareholding<sup>3</sup></b>						N.A	N.A
<b>1</b>	<b>Institutions</b>						N.A	N.A
(a)	Mutual Funds/ UTI	3	30799	0	0.17	0.17		
(b)	Financial Institutions / Banks	14	8898	0	0.05	0.05		
(c)	Central Government/ State Government(s)	0	0	0	0.00	0.00		
(d)	Venture Capital Funds	0	0	0	0.00	0.00		
(e)	Insurance Companies	2	330388	306188	1.82	1.82		
(f)	Foreign Institutional Investors	0	0	0	0.00	0.00		
(g)	Foreign Venture Capital Investors	0	0	0	0.00	0.00		
(h)	Any Other (specify)	0	0	0	0.00	0.00		
	<b>Sub-Total (B)(1)</b>	<b>19</b>	<b>370085</b>	<b>306188</b>	<b>2.04</b>	<b>2.04</b>		



<b>B 2</b>	<b>Non-institutions</b>						N.A	N.A
(a)	Bodies Corporate	95	946006	119650	5.21	5.21		
(b)	Individuals							
I	Individuals - i. Individual shareholders holding nominal share capital up to Rs.1 lakh	17996	2510734	57418	13.81	13.81		
II	ii. Individual shareholders holding nominal share capital in excess of Rs. 1 lakh.	10	675152	529900	3.71	3.71		
(c)	Any Other (specify)							
	NRI	13	13225	0	0.07	0.07		
	Hindu Undivided Family	6	1765	1000	0.01	0.01		
	Clearing Members	2	34500	34500	0.19	0.19		
	<b>Sub-Total (B)(2)</b>	<b>18122</b>	<b>4181382</b>	<b>742468</b>	<b>23.00</b>	<b>23.00</b>		
	<b>Total Public Shareholding (B)= (B)(1)+(B)(2)</b>	<b>18141</b>	<b>4551467</b>	<b>1048656</b>	<b>25.04</b>	<b>25.04</b>	N.A	N.A
	<b>TOTAL (A)+(B)</b>	<b>18150</b>	<b>18173988</b>	<b>5183777</b>	<b>100.00</b>	<b>100.00</b>		
(C)	Shares held by Custodians and against which Depository Receipts have been issued							
		0	0	0	0.00	0.00	N.A	N.A
1)	Promoter and Promoter Group	0	0	0	0.00	0.00	N.A	N.A
2)	Public	0	0	0	0.00	0.00	N.A	N.A
	<b>GRAND TOTAL (A)+(B)+(C)</b>	<b>18150</b>	<b>18173988</b>	<b>5183777</b>	<b>100.00</b>	<b>100.00</b>	<b>2388204</b>	<b>13.14</b>



Sr.No.	Notes
1	The Promoters' shareholding includes an aggregate of 2388204 shares, which are pledged to Financial Institutions, Banks and others.
2	Total foreign shareholding is 13225 equity shares for the Quarter Ended 30th June, 2013.
3	
4	
5	
6	
7	
8	
9	



(I)(b) **Statement showing holding of securities (including shares,warrants, convertible securities) of persons belonging to the category "Promoter and Promoter Group"**

Sr.No.	Name of the Shareholder	Details of Shares held		Shares pledge or otherwise encumbered			Details of warrants		Details of Convertible Securities		Total Shares (including underlying shares assuming full conversion of warrants and convertible securities) as a % of diluted share capital
		Number of shares held	As a % Grand Total (A)+(B)+(C)	Number	As a Percentage	As a % of grand total (A)+(B)+(C) of sub-clause(I)(a)	Number of Warrants held	As a % total number of warrants of the same class	Number of Convertible Securities held	As a % total number of Convertible Securities of the same class	
(I)	(II)	(III)	(IV)	(V)	(VI)=(V)/(III)*100	(VII)	(VIII)	(IX)	(X)	(XI)	(XII)
1	Bindal Synthetics Private Limited	1008588	5.55	1008588	100.00	5.55	0	0.00	0	0.00	5.55
2	Blue Blends Leasing Private Limited	442968	2.44	442968	100.00	2.44	0	0.00	0	0.00	2.44
3	Blue Blends Petrochemicals Limited	430273	2.37	430273	100.00	2.37	0	0.00	0	0.00	2.37
4	Cressida Traders Private Limited	1000600	5.51	400000	39.98	2.20	0	0.00	0	0.00	5.51
5	Premier Equity Limited	13350	0.07	13350	100.00	0.07	0	0.00	0	0.00	0.07
6	Premier Synthetics Limited	470000	2.59	0	0.00	0.00	0	0.00	0	0.00	2.59
7	Anand Kumar Arya	7428869	40.88	93125	1.25	0.51	0	0.00	0	0.00	40.88
8	Indu Arya	1427973	7.86	0	0.00	0.00	0	0.00	0	0.00	7.86
9	Aman Arya	1400000	7.70	0	0.00	0.00	0	0.00	0	0.00	7.70
<b>TOTAL</b>		<b>13622521</b>	<b>74.96</b>	<b>2388204</b>	<b>17.53</b>	<b>13.14</b>	<b>0</b>	<b>0.00</b>	<b>0</b>	<b>0.00</b>	<b>74.96</b>



<b>(l)(c)(i) Statement showing holding of securities (including shares, warrants, convertible securities) of persons belonging to the category "Public" and holding more than 1% of the total number of shares</b>								
Sr.No.	Name of the Shareholder	Number of shares held	Shares as a percentage of total number of shares (i.e. Grand Total (A)+(B)+(C) indicated in Statement at para (l)(a) above)	Details of Warrants		Details of Convertible securities		Total shares (including underlying shares assuming full conversion of warrants and convertible securities) as a % of diluted share capital
				Number of Warrants held	As a % of total number of Warrants of the same class	Number of Convertible Securities held	% w.r.t. total number of convertible securities of the same class	
1	Life Insurance Corporation of India	306188	1.68	0	0.00	0	0.00	1.68
2	Poise Securities Private Limited	370281	2.04	0	0.00	0	0.00	2.04
<b>TOTAL</b>		<b>676469</b>	<b>3.72</b>	<b>0</b>	<b>0.00</b>	<b>0</b>	<b>0.00</b>	<b>3.72</b>



<b>(l)(c)(ii) Statement showing holding of securities (including shares, warrants, convertible securities) of persons (together with PAC) belonging to the category "Public" and holding more than 5% of the total number of shares of the Company</b>								
Sr.No.	Name(s) of the Shareholder(s) and the Persons Acting in Concert (PAC) with them	Number of shares held	Shares as a percentage of total number of shares {i.e. Grand Total (A)+(B)+(C) indicated in Statement at para (l)(a) above}	Details of Warrants		Details of Convertible securities		Total shares (including underlying shares assuming full conversion of warrants and convertible securities) as a % of diluted share capital
				Number of Warrants held	As a % of total number of Warrants of the same class	Number of Convertible Securities held	% w.r.t. total number of convertible securities of the same class	
1	NIL	0	0	0.00	0.00	0	0.00	0.00
	<b>TOTAL</b>	<b>0</b>	<b>0</b>	<b>0.00</b>	<b>0.00</b>	<b>0</b>	<b>0.00</b>	<b>0.00</b>





(I)(d) Statement showing details of locked-in shares

Sr. No.	Name of the shareholder	Category of Shareholders (Promoters/Public)	Number of locked- in shares	Locked-in shares as a percentage of total number of shares {i.e., Grand Total (A)+(B)+(C) indicated in Statement at para (I)(a) above}
1	Nil	Nil	Nil	Nil
<b>Total</b>	<b>Nil</b>	<b>Nil</b>	<b>Nil</b>	<b>Nil</b>





